

Installation guide

ELIMINATOR® Hermetic receiver filter drier

Type DMC and DCC

023R9534

023R9534

Refrigerants:

R134a, R404A, R407C, R507, R22, R410A.
For other refrigerants, please contact Danfoss representative.

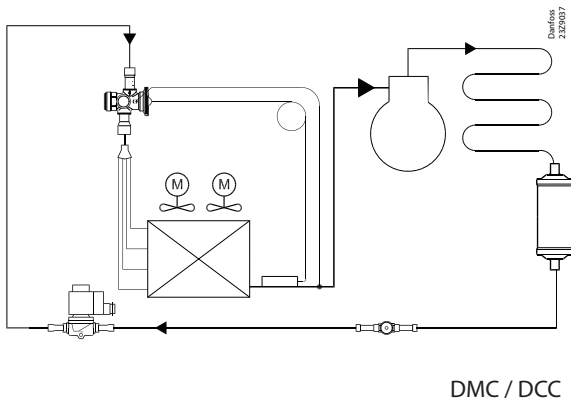
Temperature range:

-40 – 70 °C
 -40 – 160 °F

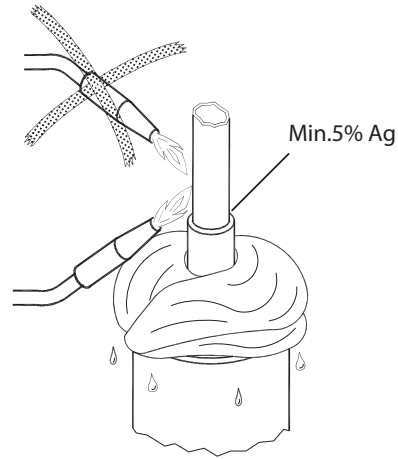
Max. working pressure:

PS / MWP = 42 bar / 610 psig

Installation



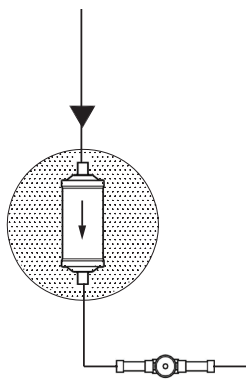
Soldering



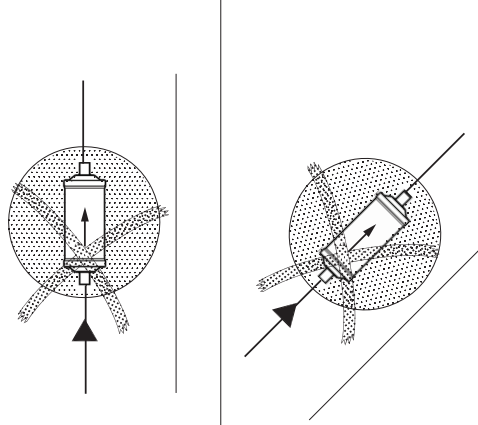
After charging, mark the system with the refrigerant and the oil used.

Mounting

Preferred position



Wrong position



Customer best practice will still be needed:

- Use wet wrap when installing.
- Braze the joints.
- Let them cool down.
- Clean the brazing /welding area after the installation (remove remaining flux with a brush).
- This is an important operation and needs to be done with great care to remove all remaining flux.
- Paint / Anti-corrosive needs to cover all open steel parts, areas where the black original paint has been burnt due to brazing and at least 3 cm approx of the copper.
- Paint the joints twice.